

Teaching and Learning UNITE!

Pedagogical Activity 5

Case-Based Teaching

Contact person:	Araceli Adam (UPC) Email: araceli.adam@upc.edu
Trainer:	Dr. Josep Bordonau (UPC)
Dates and times:	May 6 th and 13 th 2021, 09:30-11:30 CET
Estimated workload:	6h (2 sessions of 2 hours each, with a break; 2h individual work)
Maximum participants:	20
Format:	Online (Zoom & Moodle UPC Atenea)

Registration Details:

Registration link	https://www.upc.edu/ice/ca/noticies/pedagogical-modules
Registration opens	February 29th 2021
Registration closes	March 29th 2021

Pedagogical modules are part of a good practice teaching and learning initiative to enhance our understanding of learning cultures in the UNITE! network of universities.



Overview and aim

This module is designed to help teachers in using the case method for any type of course, no matter if your discipline is about STEM, Social Sciences, Humanities or Arts.

The module deals with the benefits of teaching with cases and the fundamentals about how to do it effectively.

The workshop includes a learning-by-doing experience with a professional case. You will work the case in the similar way as students do, including the previous preparation and, very specially, running the session with your workshop mates and the instructor.

After the workshop, you will be able to search for interesting cases that can be used in your courses, analysing properly both the case description and the teaching notes. You will be able to plan the case in advance and to run the live session with your students. The workshop is organized in such a way that you can run the concept live or online.



Target group and prerequisites

Faculty, lecturers and teachers from UNITE! universities.

This activity is intended for teachers in any discipline in STEM, Social Sciences, Humanities and Arts, interested in working new skills with their students, typical in the case method. The set of new skills is long, such as facing uncertainty, decision making, working intensively the context of a problem and not only the analysis, and so forth ...

No prerequisites. The only requirement is to come with an open-minded attitude, prepared for working the pre-readings of the workshops and making possible to identify skills that can be promoted in your courses via the case method. Your proactive attitude during the workshop is specially recommended.

Keywords

Case method, innovation, student motivation, decision making



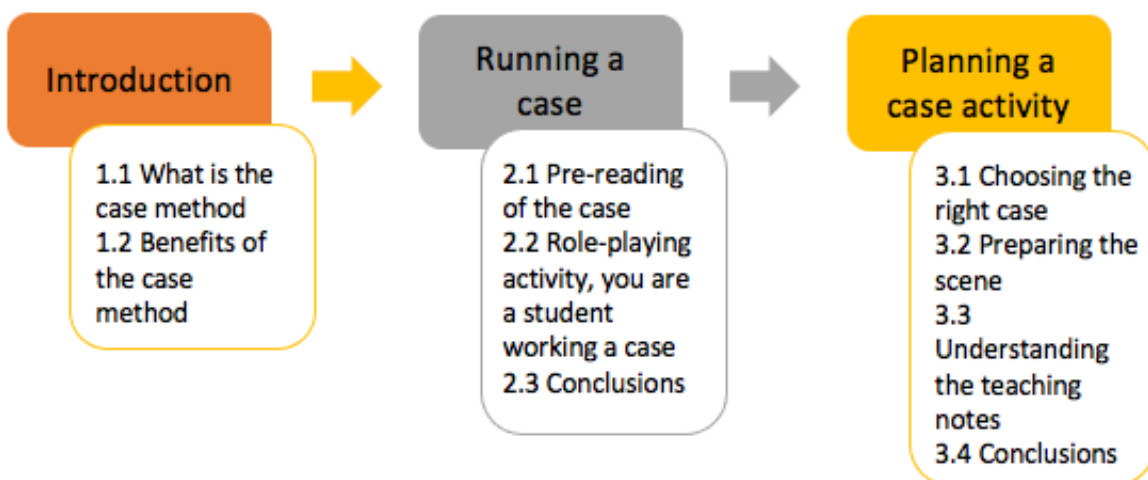
Learning Outcomes (LOs) and Assessment Methods

A successful participant will be able to:

Learning Outcomes	Assessment Methods
Use the case method in regular courses	Slido questions will be addressed during the workshop. Survey after the workshop. One-page report asked to the participants after the workshop.
Learn how to plan a case activity and a case discussion in your courses	Slido questions will be addressed during the workshop. Survey after the workshop. One-page report asked to the participants after the workshop.
Learn how to run a case activity and a case discussion in your courses	Slido questions will be addressed during the workshop. Survey after the workshop. One-page report asked to the participants after the workshop.

















Activity overview












Content

The content of the module is given in a sequential way.

In addition, a Slido window will be available before the workshop for addressing questions that can be “liked” by the participants and will be worked during the workshop.

1.		<u>WORKSHOP DAY 1</u> Section 1: Introduction 1.1 What is the case method 1.2 Benefits of the case method	 
2.		A break may be done before Section 2, since the case session should not be interrupted	
3.		Section 2: Running a case 2.1 Pre-reading of the case (before the workshop)	
4.		2.2 Role playing activity <ul style="list-style-type: none"> You are a student and the instructor organizes a mutual introduction of all participants for a proper contextualization. The instructor starts the sessions and acts as a chairperson. You and your workshops mates debate about the case. 	
5.		2.3 Conclusions A breakout room activity will be done for an initial share of experiences among the attendants. Global debate at the end.	  
6.		<u>WORKSHOP DAY 2</u> Section 3: Planning a case activity 3.1 Choosing the right case	

7.		3.2 Preparing the scene	 
8.		Break	
9.		3.3 Understanding the teaching notes	 
10.		Closing	



Learning resources



A presentation will be used along the workshop



Access to computers for Internet research and collaborative work



Other materials: samples of cases. These materials will be available as...



...pre-readings